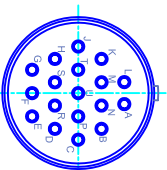
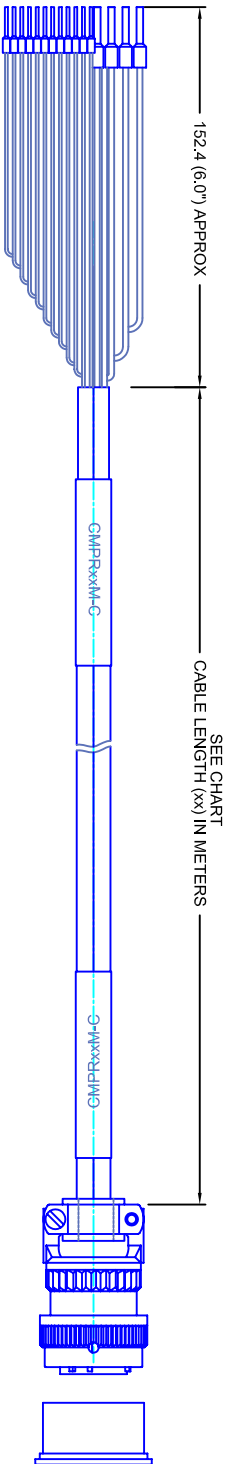


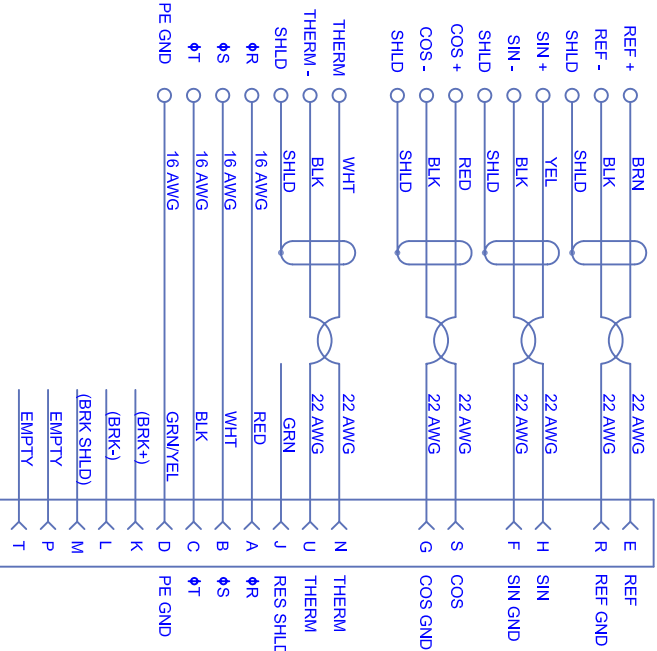
NOTES:

1. CONNECTOR - #86-20002 - PT08E-14-18S(476) - MOTOR END
2. CABLE - 2 SEPARATE CABLES: CBL 145 OD = 10.9MM (.43") & CBL 142 OD = 9.9MM (.39")
3. PROTECTIVE CAP - EP-18 CAPPLUGS
4. BEND RADIUS: CBL 145 = 65.5MM (2.58")
CBL 142 = 59.4MM (2.34")
5. UNUSED WIRES NEED TO BE CUT BACK AND CONCEALED.
6. FERRULES TO BE USED ON LEAD END: (4) 16 AWG & (12) 22 AWG

xx = CABLE LENGTH (METERS)	REF EQUIVALENT MEASURE (FT)
01 = 1 M	07 = 3.28 FT
03 = 3 M	03 = 9.84 FT
05 = 5 M	05 = 16.40 FT
07 = 7 M	07 = 22.97 FT
09 = 9 M	09 = 29.53 FT
11 = 11 M	11 = 36.09 FT
13 = 13 M	13 = 42.65 FT
15 = 15 M	15 = 49.21 FT



REAR FACE OF SOCKET INSERT



PWR/RES CABLE
14-18S/FERRULED LEADS

TOLERANCES UNLESS SPECIFIED	
BORER:	= H12 ✓
DECIMAL .xxx	± .12 (0.005)
DECIMAL .xx	± .25 (0.010)
DECIMAL .x	± .51 (0.020)
ANGLE	± .40 (0.016)
ANGLE (MM (INCHES))	± 0.50
REMOVE ALL BURRS/BREAK SHARP EDGES AS SHOWN (0.10°)	
PROPRIETARY RIGHTS OF CUSTOM MOTORS ARE INCLUDED IN THE INFORMATION DISCLOSED HEREIN. THIS INFORMATION DOES NOT CONSTITUTE AN OFFER OF ANY PRODUCT OR SERVICE. CUSTOMER'S SPECIFICATIONS AND REQUIREMENTS SHALL BE THE GOVERNING REQUIREMENTS FOR THIS DRAWING.	PROPRIETARY RIGHTS OF CUSTOM MOTORS ARE INCLUDED IN THE INFORMATION DISCLOSED HEREIN. THIS INFORMATION DOES NOT CONSTITUTE AN OFFER OF ANY PRODUCT OR SERVICE. CUSTOMER'S SPECIFICATIONS AND REQUIREMENTS SHALL BE THE GOVERNING REQUIREMENTS FOR THIS DRAWING.
CUSTOMER:	DRAWN: DFLA SHEET: 1 OF 1
SCALE:	DATE:
NA	8/3/05
DRAWING NO.:	CMPFRxxM-C
REV.:	1

REVISIONS			
REV	DESCRIPTION	DATE	APPD
1	PRELIMINARY DRAWING	8/3/05	